



Product Reference Guide

Learn more about our Kuranda products and decide which items will best suit your needs. Refer to this guide and submit your ShelterBeds Wish List selections [here](#).


PVC & Aluminum Bed Size Guide

Sizes refer to the **outer** dimensions of the fully assembled bed.

To accurately determine the bed size for your dog, measure them from the tip of the nose to the base of the tail and add 4 inches. Then select the closest bed size **greater than or equal (DO NOT SIZE DOWN)** to that total length as that will give you the size bed they need.

Ex. Dog length measurement 23" + 4" = 27" total; bed size would be 30"x20" or larger

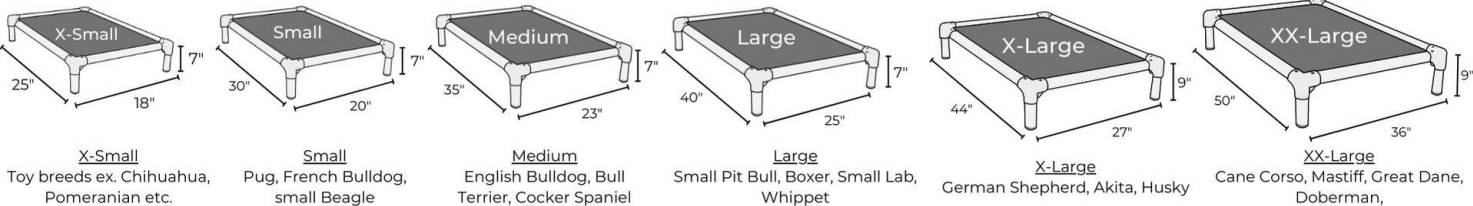
Measuring your Dog



Max. Dog Length + 4"	21" + 4"	26" + 4"	31" + 4"	36" + 4"	40" + 4"	46" + 4"
Choose Bed Size (or larger)	25x18	30x20	35x23	40x25	44x27	50x36

Bed Size by Breed

Recommendations based on avg. breed sizes. Please measure your dog for the most accurate sizing.



Leg Sizes

Leg lengths are interchangeable and can be ordered as add-ons. ***Please note:** when purchasing any PVC Bed bed, one set of 4 PVC end caps are included. Any additional PVC Legs that are purchased do not come with end caps. Additional end caps can be purchased separately.*

Crate Legs 3.25"

Crate Beds come with default legs based on size + a set of (4) Crate Legs.
Beds with Crate Legs are 5" Tall.

Standard 4.75"

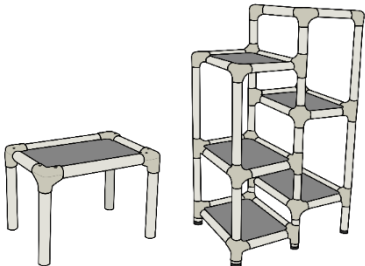
Default leg length for beds 40 x 25 (L) and smaller.
Beds with Standard Legs are 7" Tall.

Long 7"

Default leg length for 44 x 27 (XL) and 50 x 36 (XXL) beds.
Beds with Long Legs are 9" Tall.

Cat Products

Kuranda Cat Beds & Towers are made from the same durable PVC (Almond or Walnut) as our Dog Beds (see below for descriptions of each frame type). Kuranda cat products are available as a single bed or Cat Towers from 2 – 9 Nests. Your fabric options for cat products include: Heavy Duty Vinyl or Textilene (Outdoor Mesh)



(Shown in graphics: Almond PVC with Heavy Duty Vinyl in Smoke. Not to scale)

Kitty Cots



14" x 26" Kitty Cot with strong suction cups to easily mount to glass windows. Durable ¾" PVC frame with mesh fabric. Holds up to 20 lbs.

Frame Types

Anodized Aluminum Beds: This is our most durable option and is what we recommend for any professional/shelter setting. The lightweight, satin-colored aircraft grade aluminum is easy to clean, very durable and is suited for indoor/outdoor use.

Standard PVC Frames: High strength, furniture grade polyresin featuring a UV resistant finish to reduce fading over time. Rated for up to 100 lbs. 44 x 27 (XL) and 50 x 36 (XXL) PVC frames have a metal reinforcing conduit within the long rails for extra support.

- **Almond PVC:** Light beige in color, suitable for indoor/outdoor use. (Shown in photo: Standard Almond PVC with Heavy Duty Vinyl in Smoke)
- **Walnut PVC:** Dark brown in color, recommended for indoor use only; the darker color attracts heat/sunlight more easily which can cause the rails to warp over time. (Shown in photo: Standard Walnut PVC with Heavy Duty Vinyl in Smoke)



Kennel Bed Frames: These are the same as the Standard PVC Frames described above, but feature Anodized Aluminum Top Corner Brackets (instead of PVC) for added durability. These metal top corners help to deter excessive chewing.

- **Almond PVC Kennel Bed** (Shown in photo: Almond Kennel Bed with Heavy Duty Vinyl in Smoke)
- **Walnut PVC Kennel Bed** (Shown in photo: Walnut Kennel Bed with Heavy Duty Vinyl in Burgundy)



Anodized Aluminum Beds: This is our most durable option and is what we recommend for any professional/shelter setting. The lightweight, satin-colored aircraft grade aluminum is easy to clean, very durable and is suited for indoor/outdoor use.

- **Anodized Aluminum Bed** (Shown in photo: Anodized Aluminum Bed with Heavy Duty Vinyl in Burgundy)



Fabric Types

Fabric Options (in order of most to least durable)

Colors vary depending on inventory. All fabrics can be washed with soap and/or disinfectants & rinsed thoroughly with water.

40 Oz. Heavy Duty Vinyl (SKU: 1V) – Our most durable option, its solid, smooth and non-porous surface is similar to a gym - can easily be sprayed and wiped clean. **This is the best option for professional and kennel environments.** It is suitable for indoor and outdoor use.

Available in: Burgundy, Forest Green, Royal Blue, Smoke



Smoke Burgundy Royal Blue Forest Green

Perforated Vinyl (SKU: 1P) –The same 40 oz. Vinyl (as described above), featuring 1.3 mm pinholes (enough to pass a sewing needle through) - allows for slow drainage of liquids and slight airflow. Suitable for indoor and outdoor use.

Available in: Burgundy, Forest Green, Royal Blue, Smoke



Smoke Burgundy Royal Blue Forest Green

Cordura (Textured Nylon) (SKU: 1C) – Abrasion resistant high-denier nylon. Ideal for older dogs/those with mobility issues; provides traction getting on/off the bed. A great option for dogs with sensitive skin. Similar to a canvas backpack material. Recommended for indoor use only.

The 50 x 36 (XXL) Cordura (Textured Nylon) includes an 18 oz. Vinyl backing; it is not as breathable as the smaller Cordura sizes without the Vinyl.

Available in: Gold, Burgundy, Forest Green, Smoke



Smoke Burgundy Forest Green Gold

Textilene (Outdoor Mesh) (SKU: IT) – The open waterproof weave allows water to flow through, helping dogs stay cool and dry. Similar to outdoor patio furniture material, protected against UV rays and suitable for indoor/outdoor use. **NOT suitable for dogs that dig/scratch or chew, nor puppies who use their teeth – this fabric NOT covered under warranty.**

Available in: Birch, Sierra, Bamboo, Teal, Cobalt



FABRICS NOTES:

- Our **Heavy Duty Vinyl** fabric is our MOST DURABLE and is what we recommend for any professional environment (kennel, rescue, shelter, etc.). That paired with the Aluminum frame is the most durable and easiest to clean.
- **Denier** refers to a unit of measurement used to determine the fiber thickness of individual threads used in textiles/fabrics. High-denier count fabrics tend to be thick, sturdy and durable whereas low denier count fabrics tend to be sheer, soft and silky
- Cordura (Textured Nylon) in 50 x 36 (XXL) features an 18 oz. vinyl backing to prevent expanding/contracting.

Pads & Accessories

*Beds in photos NOT included with Pads/Blankets. All Dog Bed Accessories feature elastic straps to secure them onto the bed. **Pads & Accessories are NOT chew proof and are not covered under our 1 Year Chew Proof Warranty***

Cordura Canvas Bed Pad – Black (aka Raven): Textured nylon fabric, similar to canvas backpack material, sewn with a layer of extra thick batting.



Cleaning

Kuranda Beds should be left assembled to spot clean or a more thorough cleaning with sanitizers. Whether using soap and water or a heavier-duty cleaner/sanitizer, **please be sure to follow with a plain water rinse – even for cleaners marketed as “No Rinse”**.

Bleach solutions are okay to use on the Heavy Duty Vinyl and Textilene (Outdoor Mesh) fabrics. Keep in mind that these solutions may discolor the Cordura (Textured Nylon) fabric.

The Cordura (Textured Nylon) fabric is machine washable if you need a deeper clean. Please disassemble the bed and remove the fabric cording. Machine wash on cold and re-assemble the bed while the fabric is still wet to avoid shrinking.

All Kuranda Pads & Accessories are machine washable – please machine wash cold, tumble dry low.

Collars & Leashes

Adjustable Lupine Pet Collars: Available in five (5) sizes.



- ½" Wide – 8" – 12" Adjustable
- ¾" Wide – 9" – 14" Adjustable
- ¾" Wide – 13" – 22" Adjustable
- 1" Wide – 12" – 20" Adjustable
- 1" Wide – 16" – 28" Adjustable



6' BioThane Waterproof Slip Leash: Soft, smooth and strong slip leash made from waterproof material that won't fray or absorb odors.

Have any questions? Please contact your advisor directly, call the main line at 800-752-5308 or email kurandapro@kuranda.com. Our business hours are 9am – 5pm ET, Monday – Friday.