



**Kuranda ShelterBeds**  
Improving the lives of animals and people who care for them

## Product Reference Guide

Learn more about our Kuranda products and decide which items will best suit your needs! Refer to this Guide and submit your ShelterBeds Wish List selections [here](#).

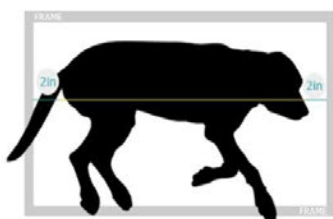
## PVC & Aluminum Bed Size Guide

Bed sizes refer to the **outer** dimensions of the fully assembled bed frame.

To accurately determine the bed size for your dog, measure them from the tip of the nose to the base of the tail and add 4 inches. Then, select the closest bed size greater than or equal to that total length (**DO NOT SIZE DOWN**). This will give you the size bed your dog needs.

Ex. Dog length measurement 23" + 4" = 27" total; bed size would be 30" x 20" or larger.

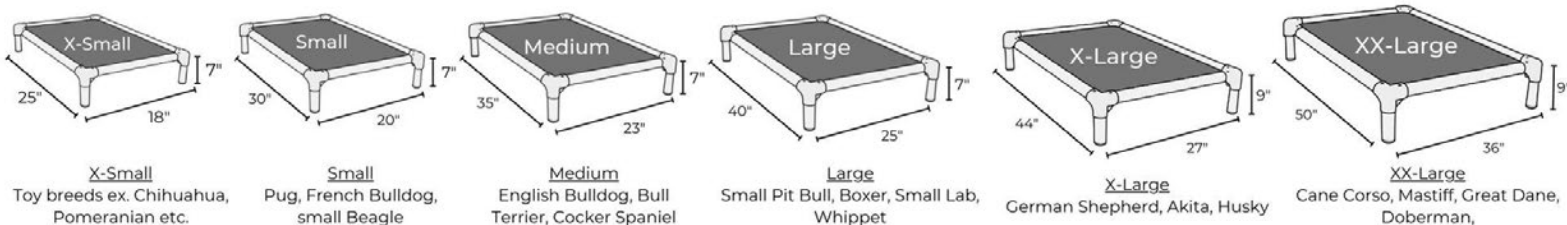
### Measuring your Dog



Max. Dog Length + 4"	21" + 4"	26" + 4"	31" + 4"	36" + 4"	40" + 4"	46" + 4"
Choose Bed Size (or larger)	25x18	30x20	35x23	40x25	44x27	50x36

### Bed Size by Breed

Recommendations based on avg. breed sizes. Please measure your dog for the most accurate sizing.



### Leg Sizes

Leg lengths are interchangeable and can be ordered as add-ons. **\*Please note:** when purchasing any PVC Bed bed, one set of 4 PVC end caps are included. Any additional PVC Legs that are purchased do not come with end caps. Additional end caps can be purchased separately.\*

#### Crate Legs 3.25"

Crate Beds come with default legs based on size + a set of (4) Crate Legs.  
Beds with Crate Legs are 5" Tall.

#### Standard 4.75"

Default leg length for beds 40 x 25 (L) and smaller.  
Beds with Standard Legs are 7" Tall.

#### Long 7"

Default leg length for 44 x 27 (XL) and 50 x 36 (XXL) beds.  
Beds with Long Legs are 9" Tall.

## Frame Types

**Standard PVC Frames:** High-strength, furniture grade poly-resin featuring a UV resistant finish to reduce fading over time. Rated for up to 100lbs. 44x27 (XL) and 50x36 (XXL) PVC frames have a metal reinforcing conduit within the long rails for extra support.

- Almond PVC: Light beige in color, suitable for indoor/outdoor use
- Walnut PVC: Dark brown in color, recommended for indoor use only. The darker color attracts and retains heat/sunlight more easily which can cause the rails to warp over time.



Standard Almond PVC Frame with Heavy Duty Vinyl (Burgundy)



Standard Walnut PVC Frame with Heavy Duty Vinyl (Forest Green)

**Kennel Beds:** These are the same PVC frames as described above but feature Anodized Aluminum Top Corner Brackets for added durability. These metal top corners help to deter excessive chewing.



Almond Kennel Frame with Heavy Duty Vinyl (Smoke)



Walnut Kennel Frame with Heavy Duty Vinyl (Royal Blue)

**Anodized Aluminum Beds:** **This is our most durable option and is what we recommend for any professional setting.** The lightweight, satin colored aircraft-grade aluminum is easy to clean, very durable and is suitable for indoor/outdoor use. Rated for over 100 lbs. and up to 250 lbs.



Anodized Aluminum Frame with Heavy Duty Vinyl (Burgundy)

## Cat Products

Kuranda Cat Beds and Towers are made from the same durable PVC as our Dog Beds. Also available in Almond or Walnut (see above for descriptions on each frame type).

Kuranda cat products are available as a single bed or our modularly-designed Cat Towers from 2 – 9 nests.

Your fabric options for cat products include: Heavy Duty Vinyl or Textilene (Outdoor Mesh)



Almond PVC Cat Bed  
with Heavy Duty Vinyl  
(Forest Green)



Almond PVC 2 Nest  
Cat Tower with Heavy  
Duty Vinyl (Burgundy)



Walnut PVC 5 Nest Cat  
Tower with Heavy Duty Vinyl  
(Burgundy)

\*Photos are not to scale

## Fabric Options (in order of most to least durable)

**Colors vary depending on inventory.** All fabrics can be washed with soap and/or disinfectants & rinsed thoroughly with water.

**40 Oz. Heavy Duty Vinyl (SKU: 1V)** – Our most durable option, its solid, smooth surface is similar to a gym mat (but not spongy like a yoga mat) and can easily be sprayed and wiped clean. **This is the best option for professional and kennel environments.** It is suitable for indoor and outdoor use.


Available in: Burgundy, Forest Green, Royal Blue, Smoke



Smoke      Burgundy      Royal Blue      Forest Green

**Perforated Vinyl (SKU: 1P)** – The same 40 oz. Vinyl (as described above), featuring 1.3 mm pinholes throughout – allows for slow drainage of liquids and slight airflow. Suitable for indoor and outdoor use.

Available in: Burgundy, Forest Green, Royal Blue, Smoke



Smoke      Burgundy      Royal Blue      Forest Green

**Ballistic (Smooth Nylon) (SKU: 1B)** – Abrasion resistant high-denier nylon with a smooth finish – won't catch hair, making it easier to clean. Durable, furniture-grade fabric with a slight water-repellant coating. Similar to soft-sided luggage material. Older dogs may find this fabric to be slippery getting on/off the bed. Recommended indoor use only. **\*\*Not offered in 50x36 XXL\*\***

Available in: Burgundy, Forest Green, Smoke



Smoke      Burgundy      Forest Green

**Cordura (Textured Nylon) (SKU: 1C)** – Abrasion resistant high-denier nylon. Ideal for older dogs/those with mobility issues; provides plenty of traction getting on/off the bed. A great option for dogs with sensitive skin. Similar to a canvas backpack material. Is durable, with a softer weave than our Ballistic fabric. Recommended for indoor use only

**The 50 x 36 (XXL) Cordura (Textured Nylon) includes an 18 oz. Vinyl backing; it is not as breathable as the smaller Cordura sizes without the Vinyl.**

Available in: Gold, Burgundy, Forest Green, Smoke



Smoke      Burgundy      Forest Green      Gold

**Textilene (Outdoor/Vinyl Weave) (SKU: 1T)** – The open waterproof weave allows water to flow through, helping dogs stay cool and dry. Similar to outdoor patio furniture that is protected against UV rays, great for indoor or outdoor use. **It is NOT suitable for dogs that dig/scratch or chew, nor puppies who use their teeth – this fabric is NOT covered under warranty.**

Available in: Birch, Sierra, Bamboo, Teal, Cobalt



## NOTES:

- **Denier:** unit of measurement used to determine the fiber thickness of individual threads used in textiles/fabrics. High-denier count fabrics tend to be thick, sturdy, durable. Low-denier fabrics tend to be sheer, soft and silky
- Why is the Ballistic (Smooth Nylon) not offered in 50x36 (XXL)?
  - o Nylon tends to pull moisture from the air on a humid day & gives it up on a dry day. When Nylon absorbs moisture, it expands and when it gives it up, it contracts.
  - o Such a large surface area (the 50x36 size), the variation in length/width is significant (almost an inch)
  - o Making adjustments in production to account for the variation would cause the bed to sag or to be too taut to be assembled.
- The Cordura (Textured Nylon) in 50x36 (XXL) features an 18 oz. vinyl backing to prevent the fabric from expanding/contracting like the Ballistic (Smooth Nylon).

## Cleaning

Beds should be left assembled to spot clean or do a more thorough cleaning.

Whether using soap and water or a heavier duty cleaner or sanitizer, **please be sure to follow with a plain water rinse – even for cleaners marketed as “No Rinse”.**

Bleach solutions are okay to use on the Heavy Duty Vinyl and Outdoor Mesh (Textilene) but keep in mind that it may discolor our Cordura (Textured Nylon) and Ballistic (Smooth Nylon) fabrics.

In the event that you do need to disassemble the bed and put the fabric into a washing machine, machine wash on cold and re-assemble the bed while the fabric is still wet to avoid shrinking.

All Kuranda bed pads and accessories are machine washable – please machine wash cold, tumble dry low. **PLEASE NOTE: Kuranda pads and accessories are NOT chew proof and are not covered under our 1 Year Chew Proof Warranty**

Have any questions? Please contact your advisor directly, call the main line at [800-752-5308](tel:800-752-5308) or email [kurandapro@kuranda.com](mailto:kurandapro@kuranda.com). Our business hours are 9am – 5pm EST, Monday – Friday